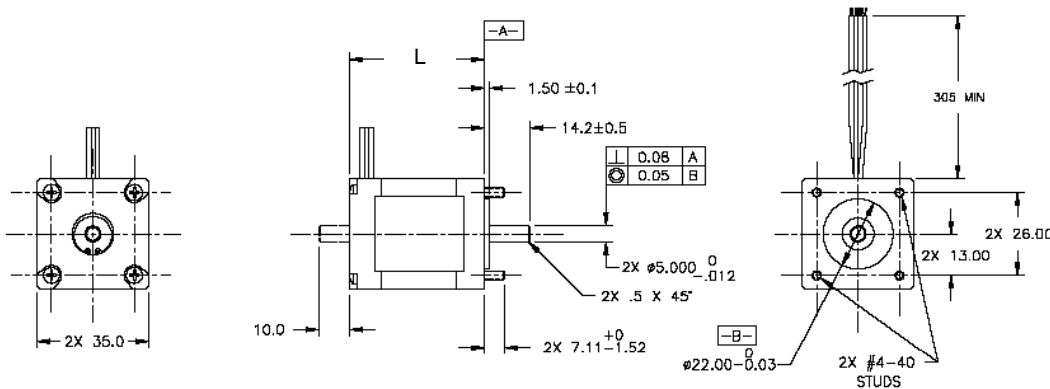


# MOTOR SPECIFICATIONS



## Motor Specifications for SMI Systems

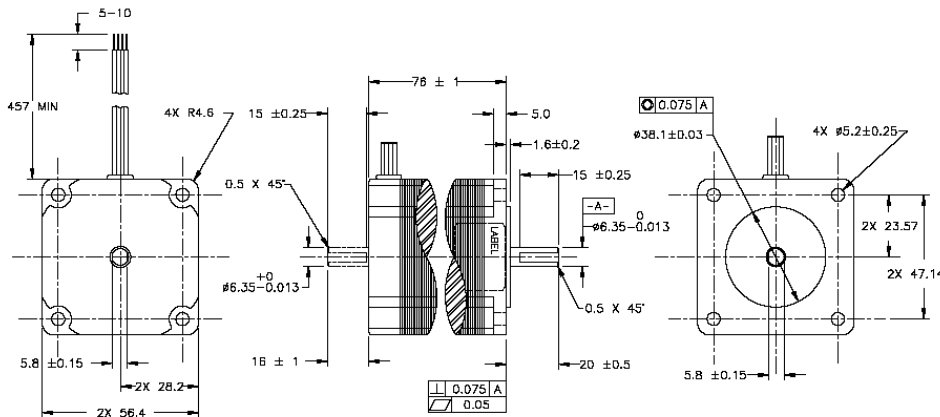
Part #	Motor Connection 1=series 2=parallel 3=unipolar	Motor Length (inches)	Minimum Holding Torque (oz-in)	Leads	Step Angle	Volts	Amps	Ohms	mH	Rotor Inertia (oz-in <sup>2</sup> /G-CM <sup>2</sup> )	Motor Weight
5014-820	2	1	8	4	1.8	3.2	0.35	8.5	8	.51/9.3	0.33
5014-842	2	1.57	26	4	1.8	4.8	1	4.3	5.5	.109/20	0.47
HT23-401	1	2.99	264	8	1.8	4.2	2.12	2	6.4	2.62/480	2.2
	2	2.99	264	8	1.8	2.1	4.24	0.5	1.6	2.62/480	2.2
	3	2.99	187	8	1.8	3	3	1	1.6	2.62/481	2.2
HT17-075	1	1.85	62.8	8	1.8	5.7	0.85	6.6	12	.37/68.0	0.73
	2	1.85	62.8	8	1.8	2.8	1.7	1.7	3	.37/68.0	0.73
	3	1.85	44.4	8	1.8	4	1.2	3.3	3	.37/68.0	0.73



**Part No.: 5014-820**  
**Part No.: 5014-842**

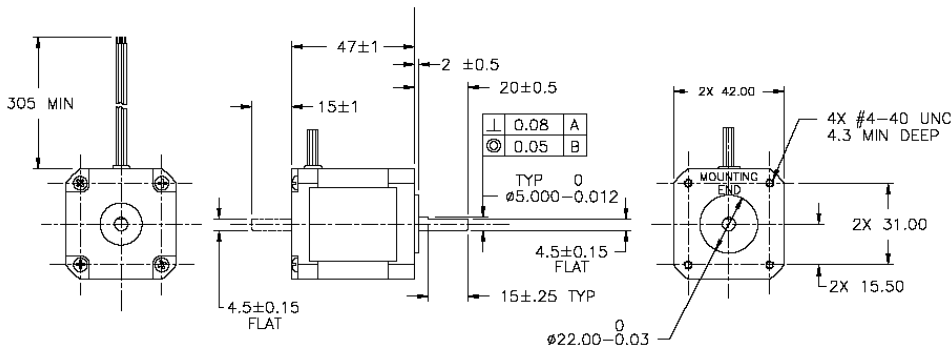
Both are standard for all MP Stages and the Economy Stage.

Please specify when placing your order.



**Part No.: HT23-401**

Standard motor for XLA Stage



**Part No.: HT17-075**

Standard motor for The Twin Lite Stage & Economy Stage