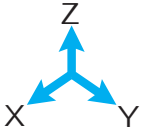


The following models represent our standard multi-axis stage configurations. Note the orientation of the carriage versus the direction of the motor.

Custom configurations available. Please contact a sales representative today to discuss your application needs.




X  
Y




X  
Y

X  
Z



X  
Z

X  
Y  
Z



X  
Y  
Z

